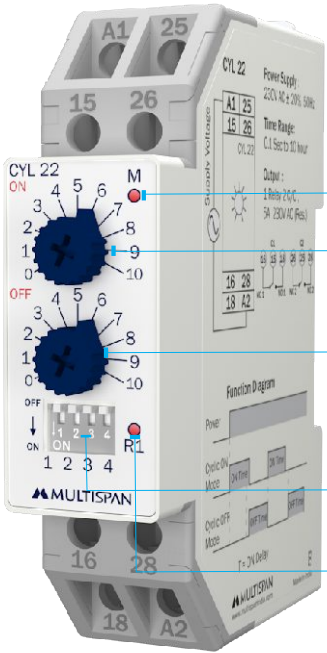


<b>CYL</b>	<b>Cyclic Timer</b>
<b>Model</b>	<b>CYL-22</b>



### MAIN LED

for visualisation of power supply status

### KNOB

for on time setting




### KNOB

for off time setting

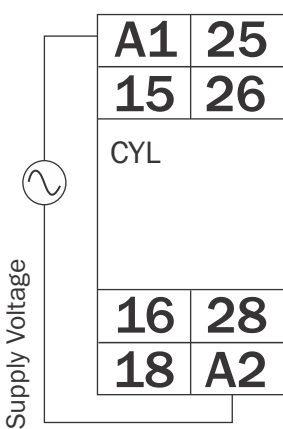
### PIANO SWITCH

for time range selection & Cyclic on/off mode selection

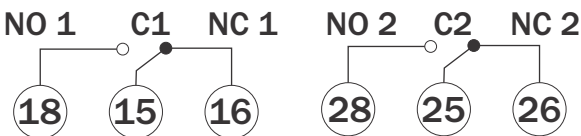
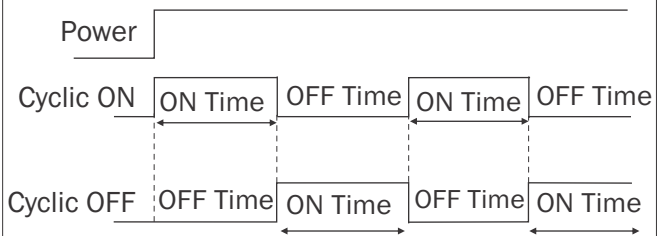
### RELAY OUTPUT

	<b>Power Supply :</b> 230 V AC $\pm$ 20%,50 Hz
	<b>Output:</b> 1 Relay O/P (2 C/O, 5A 230 VAC Resistive Load)
	<b>Time Range :</b> 0.1 sec to 10 hour

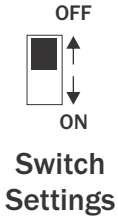
## Terminal Connection:



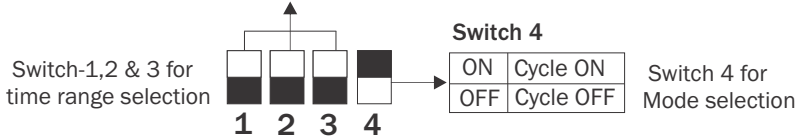
### Timing Diagram:




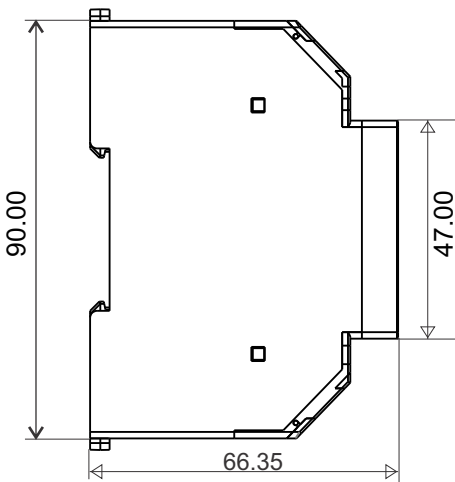
## Dip switch selection:



SW 1	SW 2	SW 3	Multiplier (Knob Indication)	Range
ON	ON	ON	0.1 Sec X 10	1 Sec
OFF	ON	ON	1 Sec X 10	10 Sec
ON	OFF	ON	3 Sec X 10	30 Sec
OFF	OFF	ON	10 Sec X 10	100 Sec
ON	ON	OFF	1 min X 10	10 Min
OFF	ON	OFF	3 min X 10	30 Min
ON	OFF	OFF	10 min X 10	100 Min
OFF	OFF	OFF	1 Hrs. X 10	10 hrs.



## Dimension



**NOTE:**  
All dimension are in mm.

Multispan reserves the right to change specifications without prior notice. Printing and typographical errors reserved. Product improvement and upgrade is a constant procedure.

### Multispan Control Instruments Pvt. Ltd.

72/B, Phase 1, GIDC Estate, Vatva, Ahmedabad-382445, Gujarat, India.

+91-9978991474/9978991476/9978991482

Service@multispanindia.com

Follow us



www.multispanindia.com